



Multifunctional 15" / 1" cabinet with a very broad frequency range and well balanced sound characteristics. With performance similar to the A 6, but with extended bass response, the A 8 is a universal full range audio tool. A variety of M8 and M10 mounting points provide for easy mounting of the accessory hardware and installation. The system is also available in the AF 8 version optimised for permanent installation.

PRODUCT SPECIFICATIONS


Speaker Components	15" Nd / 1" Nd
Description	Multi Purpose Sound System
Power AES / Peak	400 W / 1200 W
Impedance nominal	8 Ω
SPL 1 W / Peak @ 1 m	99 dB / 128 dB
Usable Range - 6 dB	45 Hz - 20 kHz
Tuning Frequency Excursion minimum	54 Hz
X - Overpoint acoustical	1,3 kHz
Coverage horizontal / vertical	90° x 60° - rotatable
Max. Splay Angle	- - -
Connectors	2 x Neutrik Speakon NL4MP in/out Coding: 1 +/- HiMid, 2 +/- loop thru
Handles	2 x
Rigging / Fittings	2 x M10 / 7 x M8 35 mm pole mount
Weight	23,0 kg
Size height x width x depth	69,8 x 45,0 x 42,5 cm
Order No.	00270 00270/AF (installation version)



The cellulose membrane of the 1" driver provides silky smooth high frequency reproduction.



The 35 mm threaded stand socket is integrated in the carrying handle.



15" Neodymium loudspeaker with water resistant protective coating.

[illegible]

Technical drawing of the M8000 2x2 speaker system, showing front, top, and side views with dimensions and mounting points.

Front View (Top): Shows the speaker's profile. Dimensions include a total width of 425 mm, a top flange width of 180 mm, a top flange height of 70 mm, and a main body height of 340 mm. Mounting points are indicated as M8 (top flange), M10 (main body), and M8 (bottom flange).

Top View (Middle): Shows the speaker's footprint. Dimensions include a total width of 698 mm and a total depth of 450 mm. Mounting points are indicated as M8 (top flange), M10 (main body), and M8 (bottom flange).

Side View (Bottom): Shows the speaker's side profile. Dimensions include a total width of 425 mm, a top flange width of 180 mm, a top flange height of 70 mm, and a main body height of 340 mm. Mounting points are indicated as M8 (top flange), M10 (main body), and M8 (bottom flange).

Detail View (Right): A close-up of the mounting points, showing the M8 and M10 holes and the 45° angle of the top flange.

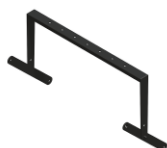
 <http://www.seeburg.net/Controller-Setups>

Flying Bracket



for A 8 / TSM 15 / F 8
incl. screws
(per unit: 2 pcs. M10 x 30 adjustable
handle screws with axial bearing)
Order No. **01217/set**

Flying Bracket



for A 8 / TSM 15 / F 8
horizontal alignment, incl. screws
(per unit: 2 pcs. adapters, M10 hex
lock nuts, flat- and rubber washers)
Order No. **01217/H/set**

Handle Screw



for flying brackets,
axial bearing
M10 x 30
Order No. **08374**

Ergostyle Lobe Knob



for flying brackets,
M10 x20, with grip, adjustable
Order No. **08171**

Flange



for flying brackets,
35 mm Ø → M10,
Order No. **08126**

Rubber Washer



for flying brackets,
40 mm
Order No. **01205**

Doughty Trigger Clamp



for flying brackets,
SWL 200 kg
Order No. **01222**

Steel Savety Cable



4 mm - 50 cm
Order No. **01376**

Chain Fastener



VBS 7 mm
Order No. **01378**

Ring Screw



M10– DIN 580,
black zincd
Order No. **73700**

TV Spigot



10 mm internal thread,
28 mm Ø
Order No. **08128**

ACCESSORIES A 8

Wall Mount



for U-brackets, 40 kg max., incl. screws
(M10 x 70 mm socket head screw,
M10 hex lock nut and flat washer)
for 15" speakers
Order No. **08130/F400**

Wall Mount



with tilt unit, 40 kg max.
Order No. **08130**

Speaker Stand



Incl. wind up, 50 kg max.,
height 129 to 204 cm, K&M
Order No. **03011**

50 kg max., K&M
Order No. **03010**

Cover



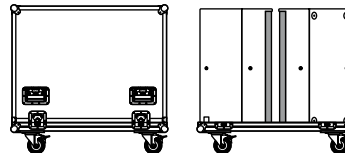
for A 8 / TSM 15,
padded
Order No. **01240**

Rain Cover



for A 8 / TSM 15
Order No. **01240/outdoor**

Flight Case



for 2 pcs. A 8 / A 8 Sub / TSM 15,
heavy duty, 9,0 mm birch multiplex,
PVC coated, ball corners, 6 pcs re-
cessed sprung handles, 4 pcs. butterfly
catches, 100 mm blue wheels, 2 pcs.
with brake, interior lined with felt.
Order No. **16012/pro**